

# ELECTRICAL DESIGN GROUP


ELECTRICAL BUILDING SERVICES CONSULTANTS

P.O. Box 15, SHERWOOD Q. 4075

Phone: (07) 3278 4375 Fax: (07) 3716 0222

Web Site: [www.edg.net.au](http://www.edg.net.au) Email: [brisbane@edg.net.au](mailto:brisbane@edg.net.au)

C3031a - CURRUMBIN WILDLIFE SANCTUARY - AUSTRALIANA PRECINCT					C3031a-0002(C).xls
ELECTRICAL EQUIPMENT SCHEDULE					
REVISION C - 28 AUGUST 2023					
THE LIGHT FITTING SUPPLIER CONTACT DETAILS MAY BE AVAILABLE ON THE EDG WEBSITE VIA THE FOLLOWING LINK <a href="http://www.edg.net.au/Links/Lighting.htm">www.edg.net.au/Links/Lighting.htm</a>					
TYPE	LAMPS	DESCRIPTION	COLOUR / ACCESSORY	CATALOGUE No	REV
L1	40W 4000K LED	1200 X 300 LAY IN FLAT PLATE LED FITTING C/W REMOTE DRIVER MOUNTED IN A FLUSH RECESSED PLASTER BOARD KIT	WHITE TRIM	GAMMA ILLUMINATION PHANTOM 884501	A
L2	8W 3000K 240V E27 FILAMENT LED ST64FL-8WE01	600 DIA PENDANT C/W CUSTOM TIMER MOUNTING BLOCK CONFIRM THE SUSPENSION ON SITE WITH THE CLIENT	FLAT BLACK ACE	BARN LIGHT AU-S-WHS60	A
L3	8W 3000K 240V E27 FILAMENT LED ST64FL-8WE01	WALL / COLUM MOUNTED FITTING. CONFIRM THE MOUNTING HEIGHT ON SITE WITH THE CLIENT ON SITE	FLAT BLACK ACE	BARN LIGHT AU-GFZ-SYD CLEAR GLASS AND G4 ARM	A
L4	28W 4000K LED	WALL MOUNTED IP65 BUNKER C/W INTEGRAL DRIVER	BLACK	GAMMA ILLUMINATION DOCK BOX 1338-4K-28W	A
L5	36W LED 4000K	1200 LONG SURFACE MOUNTED IP65 DIFFUSED BATTEN C/W INTEGRAL ELECTRONIC CONTROL GEAR AND PRESENCE DETECTION SENSOR	LIGHT GREY	GAMMA ILLUMINATION STORM 1558-CCT-36W-MS	A
L6	WARM WHITE LED	THREE HORIZONTAL LED STRIPS WITHIN AN ALUMINIUM EXTRUSION MOUNTED WITHIN THE REAR COUNTER DISPLAY AS PER THE ARCHITECTURAL DETAIL PROVIDE THE STRIP WITH A COMMON REMOTE DEDICATED 240-12V POWER SUPPLY AND A DALI DIMMABLE INTERFACE UNIT PER 20M OF STRIP	NATURAL	NEON PRODUCTS AUSTRALIA LF-DFB-WW-300-12 + PR-LIN172153-F	A
L7	WARM WHITE LED	HORIZONTAL LED STRIP WITHIN AN ALUMINIUM EXTRUSION MOUNTED WITHIN THE CEILING COFFER PELMET AS PER THE ARCHITECTURAL DETAIL PROVIDE THE STRIP WITH A COMMON REMOTE DEDICATED 240-12V POWER SUPPLY AND A DALI DIMMABLE INTERFACE UNIT PER 20M OF STRIP	NATURAL	NEON PRODUCTS AUSTRALIA LF-DFB-WW-300-12 + PR-LIN172153-F	A
L8	2 X 3000K LED	TWIN HEAD DECORATIVE WALL LIGHT C/W REMOTE DALI DIMMABLE DRIVER CONFIRM THE MOUNTING HEIGHT ON SITE WITH THE CLIENT	POLISHED CHROME	LUMEN 8 CWS L8	B
L9	8W 3000K 240V E27 FILAMENT LED ST64FL-8WE01	WALL / MOUNTED FITTING. CONFIRM THE MOUNTING HEIGHT ON SITE WITH THE CLIENT ON SITE	WHITE	LIGHTING STYLE 19115	B
L10	9 X 3000K LED	FUNCTION NINE ARM / LAMP ROOM CHANDELIER ALLOW TO ASSEMBLE AND INSTALL REMOTE DALI DIMMABLE DRIVER CONFIRM THE FINAL MOUNTING HEIGHT ON SITE WITH THE CLIENT CUSTOM MOUNT	POLISHED CHROME	LUMEN 8 CWS L10	B
L11	60W 4000K LED	RECESSED ADJUSTABLE 55 DEG BEAM DOWNLIGHT C/W REMOTE DALI DIMMABLE DRIVER	WHITE TRIM	GAMMA ILLUMINATION MATRIX 1091-VWFL-4K-60W	A



# ELECTRICAL DESIGN GROUP


ELECTRICAL BUILDING SERVICES CONSULTANTS

P.O. Box 15, SHERWOOD Q. 4075

Phone: (07) 3278 4375 Fax: (07) 3716 0222

Web Site: [www.edg.net.au](http://www.edg.net.au) Email: [brisbane@edg.net.au](mailto:brisbane@edg.net.au)

C3031a - CURRUMBIN WILDLIFE SANCTUARY - AUSTRALIANA PRECINCT		C3031a-0002(C).xls			
ELECTRICAL EQUIPMENT SCHEDULE					
REVISION C - 28 AUGUST 2023					
THE LIGHT FITTING SUPPLIER CONTACT DETAILS MAY BE AVAILABLE ON THE EDG WEBSITE VIA THE FOLLOWING LINK <a href="http://www.edg.net.au/Links/Lighting.htm">www.edg.net.au/Links/Lighting.htm</a>					
TYPE	LAMPS	DESCRIPTION	COLOUR / ACCESSORY	CATALOGUE No	REV
L12	8W 3000K 240V E27 FILAMENT LED ST64FL- 8WE01	WALL / MOUNTED FITTING. CONFIRM THE MOUNTING HEIGHT ON SITE WITH THE CLIENT ON SITE	LEXICON QUARTER MATT	LIGHTING STYLE 19115	B
L13	8W 3000K 240V E27 FILAMENT LED ST64FL- 8WE01	43 CM SHADE WALL / MOUNTED FITTING. CONFIRM THE MOUNTING HEIGHT ON SITE WITH THE CLIENT ON SITE	LEXICON QUARTER MATT	LIGHTING STYLE 19115	B
L14	8W 3000K 240V E27 FILAMENT LED ST64FL- 8WE01	WALL / MOUNTED FITTING. CONFIRM THE MOUNTING HEIGHT ON SITE WITH THE CLIENT ON SITE	LEXICON QUARTER MATT	BARN LIGHT AU-WF- WHB	A
L15	28W 4000K LED	WALL MOUNTED ADJUSTABLE IP65 FLOODLIGHT C/W INTEGRAL DRIVER MOUNT AS HIGH AS PRACTICAL	SILVER	GAMMA ILLUMINATION ALTUS 1340-4K-28W	A
L16	3000K 240V E27 LED	BAR COUNTER SPHERE PENDANT ALLOW TO ASSEMBLE AND INSTALL CONFIRM THE FINAL MOUNTING HEIGHT ON SITE WITH THE CLIENT CUSTOM MOUNT	OPAL SPHERE	ALLOW A PC SUM OF \$500.00 FOR THE SUPPLY OF EACH L10 FITTING	A
L17	13W 3000K LED	REAR BAR RECESSED DOWNLIGHT C/W REMOTE DALI DRIVER	WHITE	GAMMA ILLUMINATION RHO 1001-3K-13W	A
L18	8W 3000K LED	AMENITY RECESSED DOWNLIGHT C/W REMOTE DRIVER	WHITE	GAMMA ILLUMINATION MYLO 1004-WFL-3K-13W	A
L19	28W 4000K LED	LOADING DOCK RECESSED DOWNLIGHT C/W REMOTE DRIVER	WHITE	GAMMA ILLUMINATION JADE 1450-4K-28W	A
L20	8W 3000K LED	AMENITY RECESSED DOWNLIGHT C/W REMOTE DALI DRIVER	WHITE	GAMMA ILLUMINATION MYLO 1004-WFL-3K-13W	A
L21	3000K LED	DECORATIVE WALL LIGHT CONFIRM THE MOUNTING HEIGHT ON SITE WITH THE CLIENT	TBA	ALLOW A PC SUM OF \$500.00 FOR THE SUPPLY OF EACH L8 FITTING	A
L22	4W LED AT 500 CENTRES	24V DC IP65 FESTOON LIGHTING TO BE FIXED TO A 316 STAINLESS STEEL WIRE SUPPORT SYSTEM. LOCATE THE POWER SUPPLY IN A CONCEALED ACCESSIBLE LOCATION WITH THE POSITION NOTED ON THE AS CONSTRUCTED DRAWINGS PROVIDE EACH LAMP WITH A DEDICATED METAL SHADE.	BLACK CABLE AND FIXINGS	GLOW WORM LIGHTING 1M (2 GLOBE/M) COMMERCIAL GRADE LED FESTOON LIGHTING C/W METAL SHADES	B



# ELECTRICAL DESIGN GROUP


ELECTRICAL BUILDING SERVICES CONSULTANTS

P.O. Box 15, SHERWOOD Q. 4075

Phone: (07) 3278 4375 Fax: (07) 3716 0222

Web Site: [www.edg.net.au](http://www.edg.net.au) Email: [brisbane@edg.net.au](mailto:brisbane@edg.net.au)

C3031a - CURRUMBIN WILDLIFE SANCTUARY - AUSTRALIANA PRECINCT			C3031a-0002(C).xls		
ELECTRICAL EQUIPMENT SCHEDULE					
REVISION C - 28 AUGUST 2023					
THE LIGHT FITTING SUPPLIER CONTACT DETAILS MAY BE AVAILABLE ON THE EDG WEBSITE VIA THE FOLLOWING LINK <a href="http://www.edg.net.au/Links/Lighting.htm">www.edg.net.au/Links/Lighting.htm</a>					
TYPE	LAMPS	DESCRIPTION	COLOUR / ACCESSORY	CATALOGUE No	REV
L23	8W 3000K 240V E27 FILAMENT LED ST64FL- 8WE01	WALL MOUNTED FITTING TO ILLUMINATE THE SIGN. CONFIRM THE MOUNTING HEIGHT ON SITE WITH THE CLIENT ON SITE	FLAT BLACK ACE	BARN LIGHT AU-G- ASEM	B
E1	LED	EMERGENCY LIGHT: RECESSED NON-MAINTAINED EMERGENCY LIGHT. AS2293 CLASSIFICATION C0-D63 - C90-D63.	WHITE	CLEVERTRONICS LLIFE	A
EX	LED	FRONT OF HOUSE EXIT LIGHT: MAINTAINED 24M VIEWING DISTANCE EXIT LIGHT C/W DIFFUSERS & DIRECTIONAL ARROWS AS SHOWN. CEILING SURFACE MOUNT OR WALL MOUNT BETWEEN 2100mm & 2700mm AFFL IF THERE IS NO VERTICAL SURFACE TO MOUNT THE FITTING ON WITHIN THIS RANGE CONFIRM THE MOUNTING HEIGHT WITH THE ENGINEER. AS2293 CLASSIFICATION C0-D1.25- C90-D2	BLACK	CLEVERTRONICS LUBPRO-SM	A
EX BOH	LED	BACK OF HOUSE EXIT LIGHT: MAINTAINED 24M VIEWING DISTANCE EXIT LIGHT C/W DIFFUSERS & DIRECTIONAL ARROWS AS SHOWN. CEILING OR WALL MOUNT BETWEEN 2100mm & 2700mm AFFL IF THERE IS NO VERTICAL SURFACE TO MOUNT THE FITTING ON WITHIN THIS RANGE CONFIRM THE MOUNTING HEIGHT WITH THE ENGINEER. AS2293 CLASSIFICATION C0- D1.25- C90-D2	WHITE	CLEVERTRONICS LCFLED	A
FAN 1 (F1)		1500 DIA CEILING FAN C/W HANDHELD REMOTE CONTROL UNITS UNIVERSAL MOUNT SUSPEND THE FAN SUCH THAT IT IS LEVEL WITH THE BOTTOM CORD.	BLACK	BIG ASS HAIKU I6 BLACK 1500	B
PROXIMITY DETECTOR SWITCH (PD)		ADJUSTABLE FLUSH RECESSED 360 DEGREE TRIPLE PYRO PIR PRESENCE DETECTOR TO OPERATE THE ASSOCIATED LIGHTS FOR A PRE-SET AMOUNT OF TIME. ADJUST THE TIME AND SENSITIVITY ON SITE AS DIRECTED BY THE ENGINEER.	WHITE	CLIPSAL. SELECTION BY THE CONTRACTOR. SUBMIT DETAILS OF THE PROXIMITY DETECTOR SWITCH FOR APPROVAL PRIOR TO ORDERING	A
ONE-WAY LIGHT SWITCH		ONE-WAY LIGHT SWITCH C/W CIRCUIT IDENTIFICATION ON THE FACEPLATE BEHIND THE SURROUND MOUNTED AT 1000mm AFFL UNLESS NOTED OTHERWISE.	WHITE	CLIPSAL C2000 SERIES 30USM	A
ONE-WAY LIGHT SWITCH WP		IP56 ONE-WAY LIGHT SWITCH MOUNTED AT 1100mm AFFL UNLESS NOTED OTHERWISE.	WHITE	CLIPSAL "56 SERIES"	A
TWO-WAY LIGHT SWITCH		TWO -WAY LIGHT SWITCH C/W CIRCUIT IDENTIFICATION ON THE FACEPLATE BEHIND THE SURROUND MOUNTED AT 1000mm AFFL UNLESS NOTED OTHERWISE.	WHITE	CLIPSAL C2000 SERIES 30USM	A



# ELECTRICAL DESIGN GROUP


ELECTRICAL BUILDING SERVICES CONSULTANTS

P.O. Box 15, SHERWOOD Q. 4075

Phone: (07) 3278 4375 Fax: (07) 3716 0222

Web Site: [www.edg.net.au](http://www.edg.net.au) Email: [brisbane@edg.net.au](mailto:brisbane@edg.net.au)

C3031a - CURRUMBIN WILDLIFE SANCTUARY - AUSTRALIANA PRECINCT		C3031a-0002(C).xls			
ELECTRICAL EQUIPMENT SCHEDULE					
REVISION C - 28 AUGUST 2023					
THE LIGHT FITTING SUPPLIER CONTACT DETAILS MAY BE AVAILABLE ON THE EDG WEBSITE VIA THE FOLLOWING LINK <a href="http://www.edg.net.au/Links/Lighting.htm">www.edg.net.au/Links/Lighting.htm</a>					
TYPE	LAMPS	DESCRIPTION	COLOUR / ACCESSORY	CATALOGUE No	REV
LIGHTING CONTROL SWITCH PANEL (SPx)		6-BUTTON PROGRAMMABLE SWITCH PANEL C/W CENTRAL LCD DISPLAY MOUNTED AT 1000mm AFFL UNLESS NOTED OTHERWISE.	ALUMINIUM	DYNALITE ANTUMBRA DISPLAY	A
HAND DRYER CONNECTION (HD)		SINGLE POWER OUTLET C/W CIRCUIT IDENTIFICATION ON THE FACEPLATE BEHIND THE SURROUND FOR THE HAND DRYER MOUNT THE GPO AS PER THE ARCHITECTURAL DETAIL	WHITE	CLIPSAL C2000 SERIES	A
SINGLE POWER OUTLET		SINGLE POWER OUTLET C/W CIRCUIT IDENTIFICATION ON THE FACEPLATE BEHIND THE SURROUND MOUNT AT 300mm AFFL U.N.O. RATING 10A U.N.O.	WHITE	CLIPSAL C2000 SERIES	A
SINGLE 15A POWER OUTLET SUSPENDED (SUS)		SINGLE 15A POWER OUTLET SUSPENDED TO 1600 AFFL UNLESS NOTED OTHERWISE VIA A 3MM STAINLESS STEEL WIRE ROPE.	WHITE	CLIPSAL "56 SERIES" 56SPO315	A
DOUBLE POWER OUTLET		DOUBLE POWER OUTLET C/W CIRCUIT IDENTIFICATION ON THE FACEPLATE BEHIND THE SURROUND MOUNT AT 300mm AFFL U.N.O. RATING 10A U.N.O.	WHITE UNLESS NOTED AS BLACK (BK)	CLIPSAL C2000 SERIES	A
IP56 SINGLE POWER OUTLET		SINGLE POWER OUTLET IP56 MOUNT AT 300mm AFFL U.N.O. RATING 10A U.N.O.	GREY	CLIPSAL 56 SERIES	A
WEATHERPROOF POWER OUTLET (WP)		IP54 WEATHERPROOF SINGLE / DOUBLE POWER OUTLET AS NOTED ON DRAWING C/W COVER FLAP OVER SOCKET. MOUNT AT MINIMUM 1100mm AFFL U.N.O. RATING 10A U.N.O.	-	CLIPSAL WSCF227F	A
20A WEATHERPROOF POWER OUTLET (WP 20A)		IP66 WEATHERPROOF 20A SINGLE POWER OUTLET. MOUNT AT MINIMUM 1100mm AFFL U.N.O. RATING 20A U.N.O.	-	CLIPSAL WSF226/20	A
SPECIAL PURPOSE OUTLET		SPECIAL PURPOSE OUTLET TYPE AS NOTED. MOUNT AT 1350mm AFFL U.N.O. RATING 20A U.N.O. CONNECT TO EQUIPMENT VIA FLEXIBLE CONDUIT.			A
SINGLE-PHASE ISOLATOR		SINGLE-PHASE WEATHERPROOF ISOLATOR. MOUNT AT 1350mm AFFL U.N.O. RATING 20A U.N.O. CONNECT TO EQUIPMENT VIA FLEXIBLE CONDUIT.	-	CLIPSAL WHT20	A
THREE-PHASE ISOLATOR		THREE-PHASE WEATHERPROOF ISOLATOR. MOUNT AT 1350mm AFFL U.N.O. RATING 20A U.N.O. CONNECT TO EQUIPMENT VIA FLEXIBLE CONDUIT.	-	CLIPSAL WHT35	A
SIGN CONNECTION		COORDINATE THE LOCATION AND CONNECTION WITH THE SIGN CONTRACTOR ENSURING THE GPO / ISOLATORS ARE PROVIDED WITH APPROPRIATE WEATHER PROTECTION AND ARE CONCEALED FROM VIEW.			A



# ELECTRICAL DESIGN GROUP


ELECTRICAL BUILDING SERVICES CONSULTANTS

P.O. Box 15, SHERWOOD Q. 4075

Phone: (07) 3278 4375 Fax: (07) 3716 0222

Web Site: [www.edg.net.au](http://www.edg.net.au) Email: [brisbane@edg.net.au](mailto:brisbane@edg.net.au)

C3031a - CURRUMBIN WILDLIFE SANCTUARY - AUSTRALIANA PRECINCT		C3031a-0002(C).xls			
ELECTRICAL EQUIPMENT SCHEDULE					
REVISION C - 28 AUGUST 2023					
THE LIGHT FITTING SUPPLIER CONTACT DETAILS MAY BE AVAILABLE ON THE EDG WEBSITE VIA THE FOLLOWING LINK <a href="http://www.edg.net.au/Links/Lighting.htm">www.edg.net.au/Links/Lighting.htm</a>					
TYPE	LAMPS	DESCRIPTION	COLOUR / ACCESSORY	CATALOGUE No	REV
FLOOR BOX TYPE 1 (FB1)		INSITU FLUSH FLOOR BOX C/W TWO DOUBLE GPOS + 2 COMMUNICATIONS OUTLETS ON THE SAME FACEPLATE + ONE BLANK FACE PLATE . CR-A VIA A 32MM CONDUIT C/W SPARE DRAW WIRE FOR USE BY THE AUDIO CONTRACTOR LABEL THE DRAW WIRE AT EACH END. PROVIDE THE GPOS AND COMMUNICATIONS OUTLETS AS PER THE STANDARD DESCRIPTIONS. INFILL THE LID WITH THE SAME FINISH AS THE ADJACENT FLOORING.	STAINLESS STEEL	ECD FB4SR	C
DB-A		DISTRIBUTION BOARD DB-A TO BE PROVIDED AS PER THE DB-A SCHEDULE AND NOTES			A
DB-B		DISTRIBUTION BOARD DB-B TO BE PROVIDED AS PER THE DB-A SCHEDULE AND NOTES			A
DB-C		DISTRIBUTION BOARD DB-C TO BE PROVIDED AS PER THE DB-A SCHEDULE AND NOTES			A
MSB		NEW SITE MAIN SWITCHBOARD TO BE PROVIDE AS PART OF A SEPARATE CONTRACT.			A
COMMUNICATIONS RACK (CR-A)		FREE STANDING 42 RU MINIMUM 800 DEEP 800 WIDE COMMUNICATIONS RACK CR-A PROVIDE A SHOP DRAWING OF THE RACK INCLUDING THE ARRANGEMENT OF EQUIPMENT PROVIDED WITHIN IT AS PART OF THE CONTRACT FOR APPROVAL. PROVIDE THE RACK WITH A 10 PORT POWER RAIL, A FOBOT, TWO SHELVES AND THE REQUIRED CAT 6 PATCH PANELS, CABLE MANAGEMENT AND PA AMPLIFIERS AS REQUIRED. PROVIDE THE RACK WITH CASTERS. REFER TO THE SPECIFICATION FOR ADDITIONAL REQUIREMENTS.		4 CABLING SKU 002.001.4280	A
COMMUNICATIONS RACK (CR-ADMIN)		EXISTING ADMINISTRATION BUILDING COMMUNICATIONS RACK TO BE PROVIDED WITH A FOBOT TO FACILITATE THE NEW OPTICAL FIBRE CABLE TO CR-A.			A
SECURITY EQUIPMENT (SEC)		HIGH LEVEL WALL MOUNT SECURITY EQUIPMENT BY OTHERS. MOUNT THE ASSOCIATED OUTLETS WITHIN THE SECURITY PANEL			A
COMMUNICATIONS OUTLET		RJ45 CAT-6 COMMUNICATIONS OUTLET, CABLED BACK TO CAT 6 PATCH PANELS IN RACK CR-A VIA 4-PAIR CAT-6 UTP CABLE. MOUNT UP TO 3 RJ45 OUTLETS PER MULTI-GANG FACEPLATE WITH SEPARATE PERMANENT LABELLING FOR EACH OUTLET. MOUNT AT 300 AFFL UNLESS NOTED OTHERWISE	WHITE	CLIPSAL C2000 SERIES	A
CCTV OUTLET		RJ45 CAT-6 MALE RJ45 PLUG , CABLED BACK TO CAT 6 PATCH PANELS IN RACK CR-A VIA 4-PAIR CAT-6 UTP CABLE. PROVIDE THE PLUG WITH 600MM OF SLACK CABLE TO ALLOW THE SECURITY CONTRACTOR TO LOCATE IT AND PULL IT OUT TO CONNECT INTO THE CAMERA PRIOR TO FIXING THE CAMERA IN PLACE. THE CAMERA WILL BE PROVIDED BY THE SECURITY CONTRACTOR. MARK THE POSITION OF THE PLUG ON THE EXPOSED FINISHED SURFACE WITH A DARK BLUE DOT STICKER.			A
ACCESS POINT AV1		PROVIDE A BLANK FACEPLATE OVER A DEEP WALL BOX CONNECTED TO CR-A VIA A 32MM CONDUIT C/W SPARE DRAW WIRE FOR USE BY THE AUDIO CONTRACTOR LABEL THE DRAW WIRE AT EACH END. MOUNT AT 300AFFL ADJACENT THE GPO.	WHITE	CLIPSAL C2000 SERIES	A



# ELECTRICAL DESIGN GROUP

ELECTRICAL BUILDING SERVICES CONSULTANTS

P.O. Box 15, SHERWOOD Q. 4075

Phone: (07) 3278 4375 Fax: (07) 3716 0222

Web Site: [www.edg.net.au](http://www.edg.net.au) Email: [brisbane@edg.net.au](mailto:brisbane@edg.net.au)

C3031a - CURRUMBIN WILDLIFE SANCTUARY - AUSTRALIANA PRECINCT		C3031a-0002(C).xls			
ELECTRICAL EQUIPMENT SCHEDULE					
REVISION C - 28 AUGUST 2023					
THE LIGHT FITTING SUPPLIER CONTACT DETAILS MAY BE AVAILABLE ON THE EDG WEBSITE VIA THE FOLLOWING LINK <a href="http://www.edg.net.au/Links/Lighting.htm">www.edg.net.au/Links/Lighting.htm</a>					
TYPE	LAMPS	DESCRIPTION	COLOUR / ACCESSORY	CATALOGUE No	REV
ACCESS POINT AV2		PROVIDE A BLANK FACEPLATE OVER A DEEP WALL BOX CONNECTED TO CR-A VIA A 32MM CONDUIT C/W SPARE DRAW WIRE FOR USE BY THE AUDIO CONTRACTOR LABEL THE DRAW WIRE AT EACH END. MOUNT AT 1000AFFL	WHITE	CLIPSAL C2000 SERIES	A
ACCESS POINT AV3		PROVIDE A 32MM CONDUIT C/W SPARE DRAW WIRE FOR USE BY THE AUDIO CONTRACTOR FROM A POSITION IN THE CEILING SPACE ADJACENT THE CS GPO TO CR-A LABEL THE DRAW WIRE AT EACH END.			B
RECESSED SPEAKER		RECESSED 265 DIA DUAL CONE SPEAKER C/W 100V MULTI-TAP TRANSFORMER AND FLUSH GRILLE. EACH SPEAKER GROUP IS TO BE ZONED AS PER THE DRAWING DESIGNATION TO AN AMPLIFIER MOUNTED IN THE COMMUNICATIONS RACK CR-A	WHITE GRILLE	BOSCH LBC 3099/41	A